










---

Certification Logo Usage Guidelines



## The Certification Logos

The CompTIA certification logos are designed to communicate the practical rigor and professional prestige which are demonstrated by earning these industry-leading certifications.

### FULL COLOR

The full color version of the logo is the primary version and should be used whenever possible and appropriate. It may be rendered in two colors using Pantone 431 (gray) and 485 (red) or by using the 4-color process version of the logo.

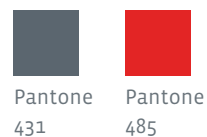

### ONE COLOR

The one-color version may be rendered in black or a shade of gray with a minimum density of 40%.



### REVERSED

The reversed version may be used over a block of color or a photographic image provided there is adequate contrast and that the background does not compete visually with the logo.

#### Primary, Full-color Version:



#### One-color Version:



#### Reversed Version:



## Versions

### NORMAL VERSION

The “normal” version of the logo is the primary version. It should be used in all normal cases including:

- General promotional use on marketing collateral
- Website
- Partner promotion
- Exam content

### “CERTIFIED” VERSION



The “certified” version is used to show that a person *has achieved* the certification. This version is available for all GFL certifications (CDIA+, CTT+, Linux+, Mobile App Security+, Project+, Server+, Cloud Essentials, Healthcare IT Technician, SMSP, ITF) as well as GFL versions (i.e., earned before 2011) of the following certifications: A+, Net+, Sec+. Use this version in applications such as:

- Certificates
- Wallet cards

### “CERTIFIED • CE” VERSION

This version is available for all CE certifications (A+, Net+, Security+ earned after 2011 and CASP, Cloud+, Mobility+) and should be used in the same cases as “certified” (see above).

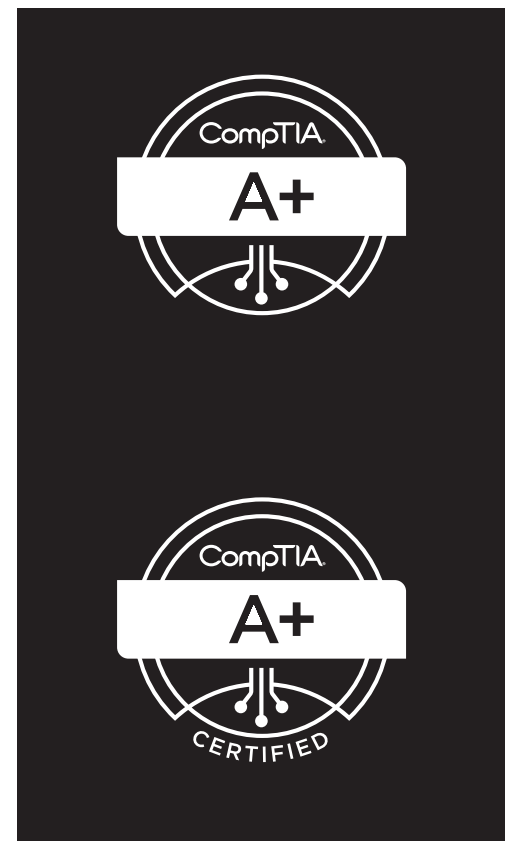
Normal Version:



“Certified” Version:



“Certified CE” Version:



## Clear Area

### SAFE ZONE

Make sure there are no visual elements or text that encroach on the certification logos, reducing their prominence and integrity.

The logos should be surrounded by a clear space equal to the distance between the “title bar” and the two intersecting border lines beneath it.


### MINIMUM SIZE

The legibility of the logos should never be compromised by displaying them at a size smaller than 5/8” wide.

A good test of legibility is to examine the CompTIA text in the logo and see if it is “muddy” or hard to distinguish—indicating it is too small for the application.

### Safe Zone:

Measure the distance from the bottom of the “Title Bar” to the intersection of the surrounding lines.



### Minimum Size:

5/8”, .625” or 15.875 mm as measured from the width of the “Title Bar”

## Backgrounds

### USING LOGOS OVER A COLORED BACKGROUND

When placing the full-color version over a block of color, the background color must have a fairly neutral saturation so as to avoid visual competition with the logo. The background must also be light enough that the gray outline border of the logo is clearly visible.

When it is necessary to place the logos over a strong color, the single-color reversed version should be used.

Background is fairly neutral and not too dark.



With strongly saturated or dark backgrounds, the single-color versions should be used.



## Placing the Logos Over Images

When placing the logos over images care should be taken to ensure adequate contrast and separation between the logo and the background.

Never use the certification logos over a busy or visually complex image background.

The full-color versions of the logos may only be used over an image with a background that is simple and uncluttered and also light enough that the gray outlines have a clear contrast from the background.

### Correct Usage:



### Incorrect Usage:

Inadequate contrast between logo and background



## Placement

### SEPARATE FROM COMPTIA LOGO

The certification logos integrate the CompTIA logotype and are designed to be used without the CompTIA logo as an independent element. Where it is necessary or appropriate to use both logos together, they should be visually separated and care should be taken to ensure they don't "compete" with each other for prominence.

### Separation and Hierarchy:

When used together, the certification logos and CompTIA logo should be separated and not visually in competition with each other.

