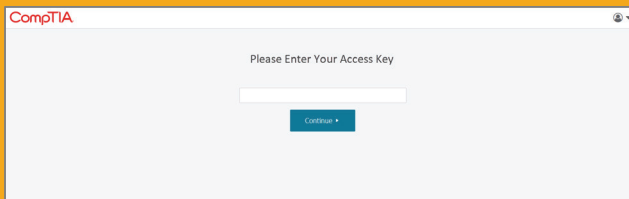


Quick Tips!

A Guide to the new CompTIA Learning Center

The CompTIA Learning Center, complimentary with the purchase of a Student Guide, is an interactive online platform that provides access to the eBook and all accompanying resources to help you be successful in your course. The CompTIA Learning Center elevates your learning experience and prepares you for CompTIA certification exams.



Register Your Access Key

CompTIA Learning Center requires a course-specific access key which is included with the purchase of your Student Guide. To access the CompTIA Learning Center for the first time visit <https://learn.comptia.org/access-key> and register by entering your access key.

Note: Once registered, you have 12 months access.

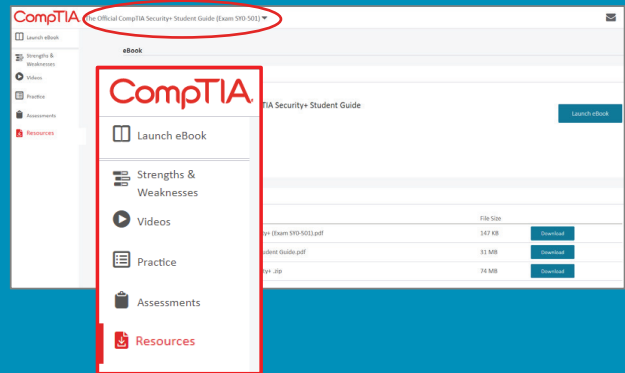
Access Your Course

Access your course materials by visiting <https://learn.comptia.org> and logging into the CompTIA Learning center platform. If you are registered for multiple CompTIA courses, you will see them displayed in the dropdown menu.

All course assets are displayed on the left menu. PowerPoint slides and other useful recourses are consolidated into one Resources menu. Available documents vary by course.

Tip: Bookmark this link!

Drop down menu

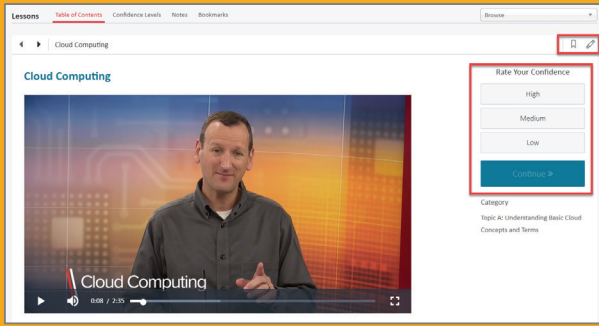


Launch eBook

Launch your eBook by either clicking on the Launch eBook from the left menu or from the Resource menu.

Features of the eBook reader include: zoom, search, highlight, and bookmark functionality.

Tip: Search and download the CompTIA eReader app in your app store to view the eBook on your mobile device.



Videos

Videos are accessed from the Video menu and listed in each lesson by topic.

Video features include: search by topics, notetaking, and bookmark functionality.

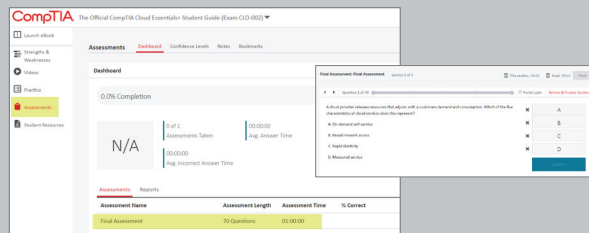
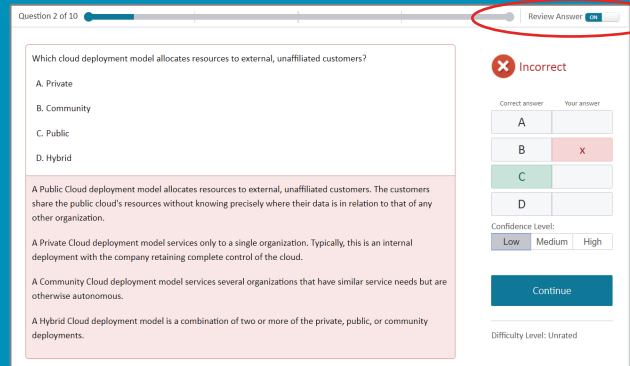
Tip: Data will flow into the Strengths and Weaknesses dashboard if you indicate your confidence level for each video, customizing your learning experience.

Practice Questions

Access practice questions from the Practice menu. You can review correct answers and feedback as you progress through questions or once you completed all the questions. You can turn this feature on and off by clicking the Review Answer functionality located in the upper right corner of the screen.

Tip: Data will flow into the Strengths and Weaknesses dashboard if you indicate your confidence level for each question.

Note: Some courses have a set of questions for each Lesson as well as a Final Assessment. Other courses have a single set of questions covering all Lessons.



Final Assessment

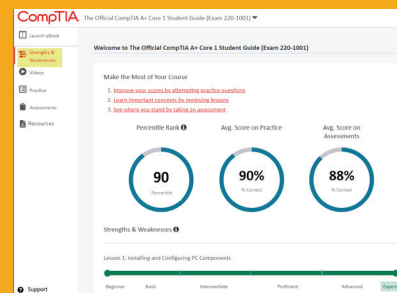
The Final Assessment replicates a timed practice test and can be accessed from the Assessments menu. Review answers and receive feedback only after you've completed all the questions.

Note: Not all courses have a final assessment.

Strengths and Weaknesses Dashboard

The Strengths and Weaknesses dashboard provides you with a snapshot of your performance. Data flows into the dashboard from your practice questions, final assessment scores and your indicated confidence levels throughout the course.

Tip: Customize your learning experience by using the Strengths and Weaknesses dashboard to focus on lessons that need further attention.



Support

For additional support submit a help request to (<https://help.comptia.org/hc/en-us/requests/new>) or call 866.835.8020 or 630.678.8300 (Monday through Friday from 7:00 a.m. to 7:00 p.m. Central)